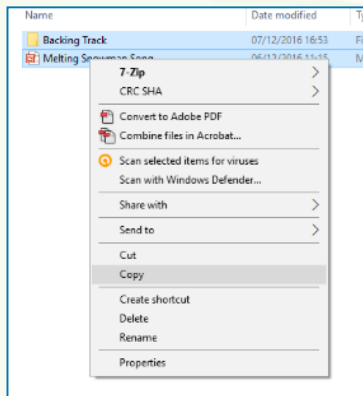
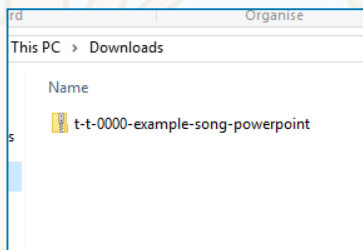
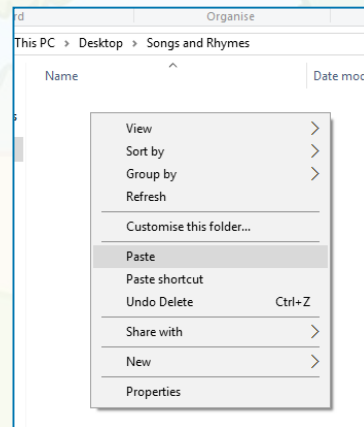


# Guidance for Video/Audio in PowerPoints

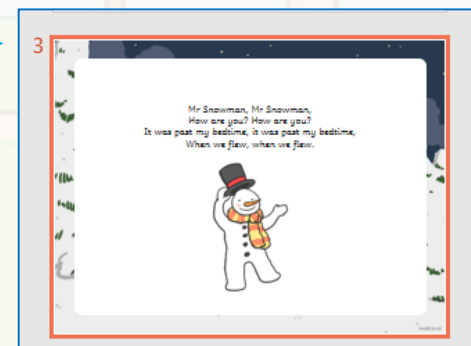
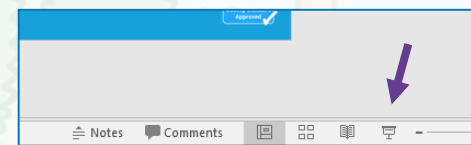
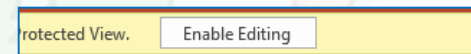
1. Open the folder and copy all the files.



2. Paste the copied files into a new folder.



3. Open the PowerPoint file, enable editing and enter presentation mode (start the slide show).




Please note the embedded audio may not be compatible with early versions of PowerPoint.

You may wish to delete this slide before beginning the presentation.



Adding -s and -es


# A Bus Ride Adventure



Let's practise Sam's Sounds and Common Exception Words!



pop



pop



Today, we are learning to write words that have **-s**  
and **-es** added.



Let's practise reading some of this week's focus words that end in **-s** or **-es**.

**glasses**  
**buses**  
**boxes**  
**wishes**



Now, let's write them with the magic pencil...



glasses

Play



buses

Play





boxes

Play



wishes

Play





Kit, Sam and Ankit planned to take buses to get around Kanpur and see the sights. “First stop is the Shri Radhakrishna Temple,” said Ankit. “It is where Hindus can come and worship. There are shrines to different gods. We can come and give thanks and ask the Gods to help us.”

Before they went inside, they had to take off their shoes. Once they were in, they were astounded by the beautiful carvings. Ankit showed them the shrine of Lord Radha and Krishna first. “Wow, I have never seen anything like this,” whispered Kit as they left. “It is lovely!”





Kit, Sam and Ankit were hungry. "There is a stall selling delicious samosas outside. Let's go and get one," said Ankit. Kit and Sam looked confused. "Trust me. They are yummy!" said Ankit. And they were. "I don't usually like spicy food," laughed Sam, "but I like these!"



“Let’s make a list of all of the things that we brought with us and anything we have bought or seen so far. That way, we will not forget,” suggests Sam. “Good plan,” says Kit. “You say them and I’ll write them down.”

Along with Kit, can you write down what Sam says? Click on the speech bubble to hear what Sam says.





skirts, jeans,  
raincoats, bracelets,  
glasses, buses,  
boxes, wishes

Check





# Mahatma Gandhi Park

Ankit decides to take Kit and Sam to Mahatma Gandhi Park next. He tells them all about what they will see. Can you fill in the missing words from the sentences?

If you finish, why not write a sentence of your own?




This is a great whiteboard activity.





Click me for Kit's teaching tips!



You will see lots of  \_\_\_\_\_.

If you have your sun  \_\_\_\_\_,  
we can sunbathe.

If one of your  \_\_\_\_\_ is to  
play football, we can do that.

There are lots of  \_\_\_\_\_ home  
from the park.

Check





You will see lots of **birds**.

If you have your **sunglasses**,  
we can sunbathe.

If one of your **wishes** is to play  
football, we can do that.

There are lots of **buses** home  
from the park.

Check





Kit, Sam and Ankit had a lovely walk around the Mahatma Gandhi Park. Sam saw lots of different birds and they all played a game of football together. “You two must be tired,” said Ankit. “One of your wishes was to play with baby Diya so I think we should go home.”

# Sentence Time

When they get home, they see that the adults have given lots of presents to baby Diya but what is she more interested in?

Look at the picture, then write a sentence to match.



Diya plays with the boxes and not with the presents!



Sound Buttons On/Off

Show



Kit and Sam were glad to be back. Uncle Ravi made everyone a cup of tea and they sat and talked for a long time. Grandpa Dada asked Ankit all about his school.

“You know, I went to that school a very long time ago,” sighed Grandpa.



“Oo, what was it like when you were there?” pleaded Ankit.  
“Well,” said Grandpa, scratching his head and thinking..





“It was a very god school and I was always happy there. But it was very strict!”

“Please, tell us more!” begged Kit. But Grandpa had closed his eyes and was falling fast asleep.



Today, we have learnt...

Adding  
**-S** and **-es**



The adventure continues next lesson!

